

**The Great
Aussie
coin hunt**

Celebrating Australia from **A-Z**

Celebrating Australia from **A-Z**

Stage 1 Activities

**Royal
Australian
Mint**

 **Australia Post**

Teacher Notes

Overview

The following resource can be used to teach Australian Curriculum learning outcomes around money for students in Stage 1.

The featured activities relate to how money is used as well as the themes depicted on the newly minted \$1 coins featured in Australia Post's third Great Aussie Coin Hunt. The activities provide ample opportunity for cross-curricular learning - including literacy, humanities, science, arts and design - and are aligned with Australian Curriculum General Capabilities to provide depth and richness to students' learning. There is a Loose Change Challenge accompanying each activity which encourages students to solve money-related problems and develop their knowledge and understanding of how money is used.

Teachers are encouraged to present the activities in a way that meets the needs and abilities of their students. It is hoped this resource will encourage a deeper understanding of Australian currency, develop skills necessary for solving money-related problems and encourage curiosity about Australia and its culture.

Learning Intentions

1. Understand the monetary value of Australian coins and notes
2. Solve money-related mathematical problems
3. Explore Australia and its culture through creative challenges



Teacher Notes

Activity 1 – Australian Coins

Start this unit by encouraging students to explore Australian coins with their senses, observing the shape, size and colour of each before looking at the details. It will greatly help if teachers have access to physical coins in the classroom. Encourage conversations about how the coins are similar to, and different from, one another. Explain to students the role of the Royal Australian Mint in producing and circulating the coins we use. You can find out more about the Mint at www.ramint.gov.au. Extend student understanding by explaining that we used to have one and two cent coins, but these have been discontinued due to their declining usefulness. Show photos of discontinued and / or foreign coins. Discuss their value and designs.

Activity 2 – X for CRUX

Provide some context about the symbolic importance of the Southern Cross to Australian culture, including its role as a symbol of democracy and defiance. Research the Battle of the Eureka Stockade in 1854. Discuss the prominence of the Southern Cross on the Eureka Flag and its importance to rebellious miners at the Eureka Stockade. Read more about space and constellations. A good place to start your research is at NASA (<https://spaceplace.nasa.gov/constellations/>). Research and discuss the difference between astronomy and astrology.

Activity 3 – Jumbuck

Delve deeper into the context of the song *Waltzing Matilda* with your class. Conduct a character study of the jolly swagman based on the information the song provides. Discuss the broader themes of the song. What does the song tell us about the harshness of early Australian society?

Teacher Notes

Activity 4 – Luna Park, Melbourne

Ask your students to recall any experiences they have had at amusement parks. What were their favourite rides? Discuss how each ride was paid for. Was it using cash, payment cards, a day pass or some other method? Debate the merits of different payment types. Role play *shops and customers* in the classroom. Instruct students to set up stores and ‘sell’ different classroom items to their classmates. Encourage them to ‘pay’ using the correct change. Extend student understanding by exploring how the same *amount* can be made using different coins, for example, a 20 cent payment can be made up of two 10 cent coins, one 10 cent coin and two 5 cent coins, or four 5 cent coins.

Activity 5 – Bushrangers

Bushrangers feature prominently in our early history. Delve deeper with your class to find out who the bushrangers really were and why the bushranger identity continues to appeal to many Aussies. Famous artist Sidney Nolan created some very famous paintings of Ned Kelly. Help your class find images of these paintings and discuss them. Encourage your students to create images of themselves and their surroundings in a similar style.

Activity 6 – Vanilla Slice

Brainstorm iconic Aussie foods.. How many uniquely Australian foods can you think of? Can the class think of, or research, any traditional First Nations foods? If possible, recreate some yummy Aussie recipes at school. Use the Loose Change Challenge as a springboard to a discussion about pocket money or chore money. Discuss responsible financial habits such as saving and budgeting, and behaviours such as giving to charity. Discuss how people spend their money on both needs and wants and talk about the differences between them. Ask students for examples of needs and wants and talk about how to choose between buying something now or saving up for the future.

Teacher Notes

Activity 7 – Banknotes

Allow students to explore the five different banknotes in Australia, noting the colours, patterns, designs and featured people. Challenge students to research the people featured on the notes to find out who they are and why they might have been picked to feature on a note. Ask students to consider who they would pick to put on a banknote and why. Ask if students have visited any of the locations in the Loose Change Challenge and ask them to describe their experience or other exciting experiences they have had whilst sightseeing in Australia. Ask students to work out how much money they would need to visit all the experiences in the Loose Change Challenge. Conduct an activity in which students must create a travel brochure for their local area, including different attractions and the prices for each.

Activity 8 – Australian Native Birds

Introduce the concept of native animals and birds to the class and probe students' existing knowledge of them. Research and watch short videos of native birds to familiarise your class with different species. Investigate the meaning of the word habitat and discuss the habitats of some of your students' favourite animals. Brainstorm ways to improve the school environment by including built features that support native flora and fauna. As a class, brainstorm some familiar Australian animals and introduce students to some possibly unfamiliar ones such as yabbies, witchetty grubs or the yoda bat! Discuss the features and habitats of these animals and then encourage students to create a fact file about a chosen animal. Students could choose to produce their fact file as a short video, using Adobe Spark video, or as a PowerPoint or physical project.

Teacher Notes

Curriculum Links

Mathematics

- Recognise, model, read, write and order numbers to at least 100. (ACMNA013)
- Represent and solve simple addition and subtraction problems using a range of strategies including counting on, partitioning and rearranging parts (ACMNA015)
- Recognise and describe one-half as one of two equal parts of a whole. (ACMNA016)
- Recognise, describe and order Australian coins according to their value. (ACMNA017)
- Investigate number sequences, initially those increasing and decreasing by twos, threes, fives and tens from any starting point, then moving to other sequences (ACMNA026)
- Solve simple addition and subtraction problems using a range of efficient mental and written strategies. (ACMNA030)
- Recognise and represent multiplication as repeated addition, groups and arrays (ACMNA031)
- Count and order small collections of Australian coins and notes according to their value. (ACMNA034)
- Recognise and classify familiar two-dimensional shapes and three-dimensional objects using obvious features (ACMMG022)
- Describe and draw two-dimensional shapes, with and without digital technologies (ACMMG042)

HASS, Science and Design & Technologies

- Activities in the local place and reasons for their location. (ACHASSK033)
- Living things live in different places where their needs are met. (ACSSU211)
- Generate, develop and record design ideas through describing, drawing and modelling (ACTDEP006)

Cross Curriculum Priorities

- Aboriginal and Torres Strait Islander Histories and Cultures
- Sustainability

Activity 1 – Aussie Coins

Did you know...?

Australian coins are different shapes and sizes and have different values.

Check out the six different coins and see if you and your partner can spot all the things listed below!

- **The big number on each coin.** This is its value.
- **Animals.** What native Aussie animals can you see?
- **People.** Who can you see on our coins?
- The word AUSTRALIA.
- The **year** the coin was made.
- Different shapes and sizes.



Loose Change Challenge 1

- If you have Aussie coins with you in the classroom put them in **size order**, from the biggest coin to the smallest coin.
- Now try putting them in **order of value**, from the most valuable coin to the least valuable coin.



- Choose a coin and describe it to a friend without saying its value. Describe the size, shape and colour of the coin and any pictures you can see. Can your friend guess the **value** of your coin?

Activity 2 – Crux

Did you know...?

Crux, more commonly known as the Southern Cross, is a constellation in the night sky. It is very famous in Australia and can be seen in the night sky all year round.

- Research what the Southern Cross means for different First Nations groups across Australia.
- Crux features on the Australian Flag, but there is another large seven-pointed star on the left hand side of the flag. Find out the name of this star. What does it represent?
- Ask a parent or carer if you are allowed to stay up a little later than usual with them to try to find the Crux in the night sky!



Loose Change Challenge 2

Aaliyah is a famous astronomer in Adelaide. She is selling tickets to her observatory to look through her powerful telescope.

Each ticket costs five cents.

- How much will three tickets cost for you and your friends?
- If you pay for three tickets with a twenty cent coin, how much change will you receive from Aaliyah?
- If you buy two tickets with a one dollar coin, how much change will you receive?
- If Aaliyah sells ten tickets, how much money will she receive?



Activity 3 – Jumbuck

What on Earth is a jumbuck?

A ‘jumbuck’ is a male sheep. Sheep farming was a very important part of Australian culture after the British came to Australia in 1788. Sheep are farmed for their wool and meat.

- Banjo Paterson’s famous song, *Waltzing Matilda* features a jumbuck! Do you know the song? Listen to and learn the song as a class. Discuss the story of the ‘jolly swagman’ with your teacher.
- Borrow some musical instruments from around the school. Perhaps you can find a recorder, a ukulele or some cool percussion instruments.
- Perform a concert for another class! Create a dance, acting out the lyrics as you sing. Will you play a swagman, a jumbuck or the police?



Loose Change Challenge 3

The jolly swagman looks in his pocket and finds these coins.

- How much does he have?



- He then finds a \$2 coin!
- How much does he have now?

Activity 4 – Luna Park Melbourne

Luna Park Melbourne is Australia's oldest amusement park. It has been welcoming visitors for more than 100 years! Some of the rides include Dodgem cars, the Ghost Train and the Southern Hemisphere's largest carousel.

- Design and draw a fun park ride that could be added to the awesome attractions at Luna Park Melbourne. How will you make your ride different to all the others?

Did you know...?

- More than 800,000 guests enter Luna Park through 'Mr. Moon's' wide open mouth each year.
- Our queen, Queen Elizabeth II, visited Luna Park in 1954.
- Luna Park's slogan is 'Just for Fun'!




Loose Change Challenge 4

Match each item to the correct amount.



• \$2.50



• \$0.50



• \$5.20

A Five dollars twenty

B Two dollars fifty

C Fifty cents

Activity 5 – Bushrangers

Did you know...?

Bushrangers were criminals in early Australian society! They robbed banks, businesses and everyday people. There are many stories and songs showing bushrangers to be brave and cool, but usually they were very dangerous people. Bushrangers haven't been around for about 100 years.

- Research some of Australia's most infamous bushrangers such as The Kelly Gang, 'Mad Dog' Morgan, 'Bold Jack' Donohoe, 'Captain Thunderbolt' or one of so many more. When and where did they live? Why did they become bushrangers? What were some of their exploits? What happened to them? Make a fact file with your partner.



Loose Change Challenge 5

Ned Kelly and his naughty bushranger buddies have stolen one of each Aussie coin from the bank! How much did they steal?



Activity 6 – Vanilla Slice

The vanilla slice is a staple in Australian bakeries and tuck shops. Thick, vanilla custard between flaky puff pastry, finished with a thin layer of icing sugar and you've got yourself a traditional vanilla slice. No wonder Aussies love 'em!

- Can you and a friend create a recipe for a new type of bakery treat? Write down a list of ingredients and draw a picture of your creation. Have a class vote to decide which treat sounds the yummiest!



Loose Change Challenge 6

It's time to buy some baked goods with your pocket money! Which native Aussie animal gets the most pocket money each month? Add up each amount to find out!

'Three two dollar coins'



'Two one dollar coins and one two dollar coin'



'Six fifty cent coins'



Activity 7 – Banknotes

Did you know...?

Australian banknotes were the first in the world to use polymer (plastic) as a security feature. They have lots of clever features which make them very hard to copy.

In 2015, a cool new feature was added. Tiny bumps were included in the design to help vision impaired people know which note they are holding. Canadian money also has these little bumps.

Let's find out!


- Research and list all the awesome security features of Australian banknotes.



Loose Change Challenge 7

Take a trip around Australia and rank these experiences from least to most expensive!

Cruise along the stunning Great Ocean Road.



● \$43



Visit a farm-stay to see a kelpie rounding-up some jumbucks.

● \$45




Climb aboard the latest awesome rides at Luna Park, Melbourne.

● \$112



Visit your local zoo and try to spot a Tassie Devil.


● \$48



Take a train across the other-worldly Nullarbor Plain.

● \$83

Watch out for snakes and micro bats at the Undara Lava Tubes.



● \$114.50

Activity 8 – Native Birds

Find out which birds are native to your area.

- Can you find out the First Nations names for these birds?
- What habitat do they live in? What plants and trees do they like? Why?
- What do they like to eat?
- Find out how you can help native birds and animals flourish in your school.



Loose Change Challenge 8

Investigation

- How many sides does a fifty cent coin have?
- Find out what a shape with this number of sides is called.
- Find out the names for other shapes with lots of sides. What do you call a shape with:
 - five sides?
 - seven sides?
 - nine sides?
 - ten sides?

Can you invent and draw new types of coins?

What shapes will they be? What new features could they have?





Congratulations!

*You have completed
the Stage 1 activities
for the Great Aussie
Coin Hunt 3.*

**Royal
Australian
Mint**

